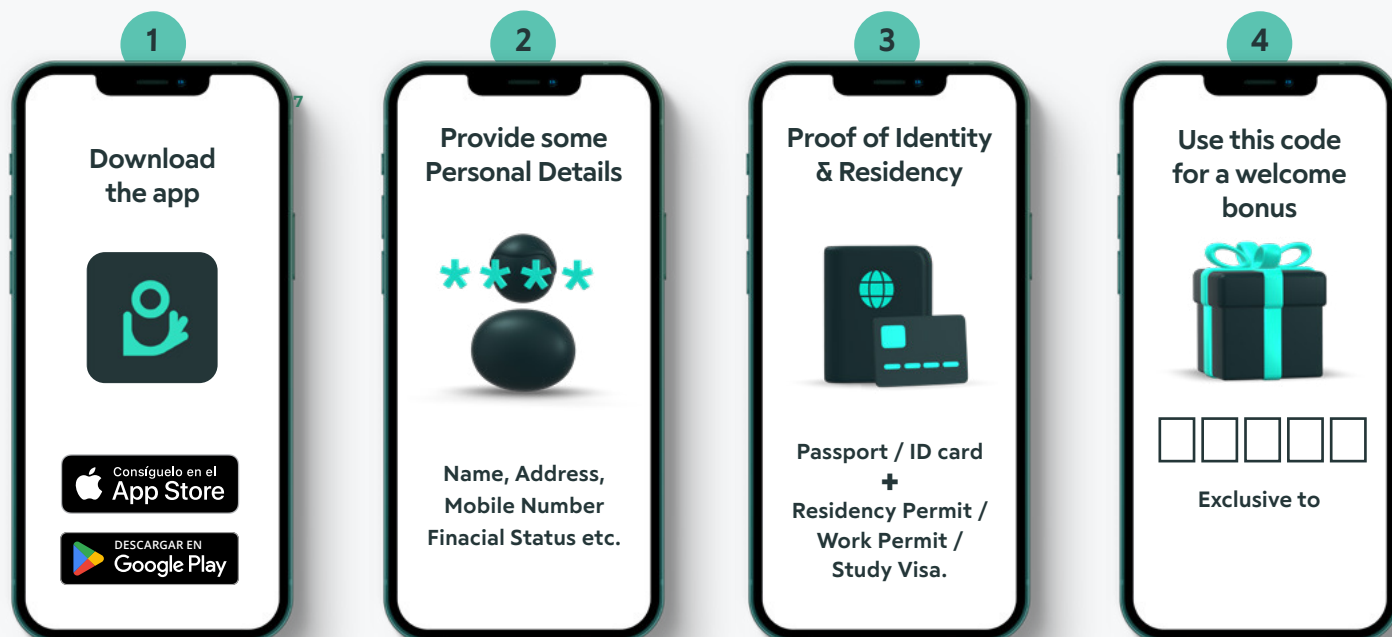


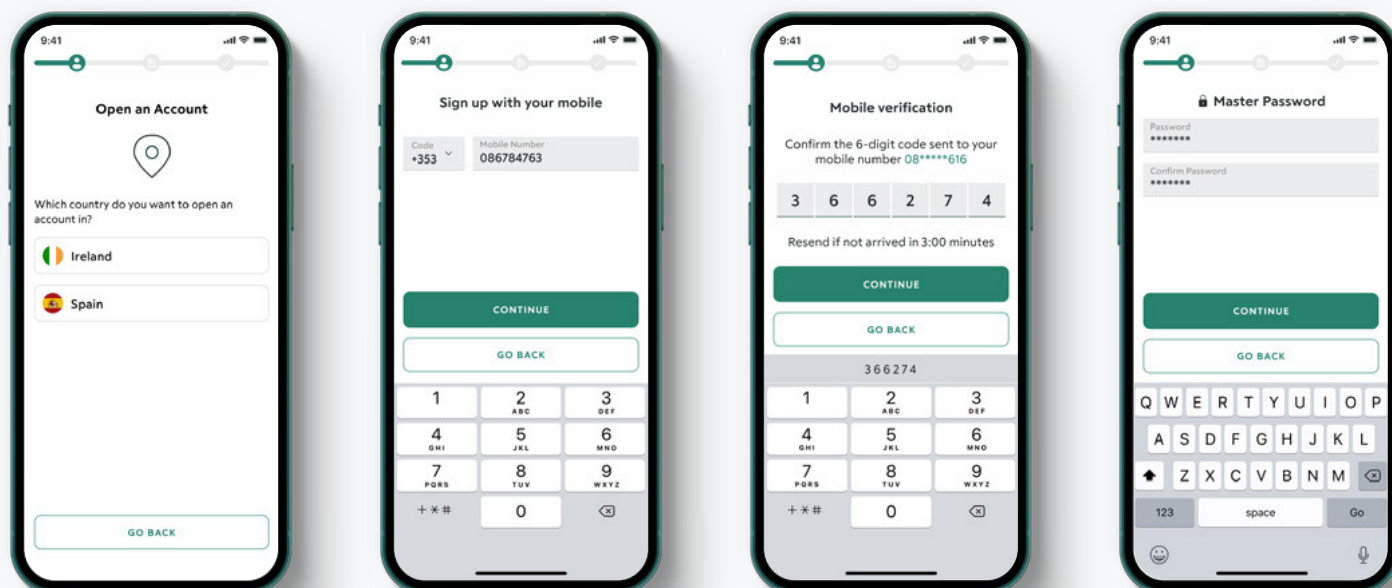


Opening Your Money Jar Account. A Step by Step Guide.



Provide your Personal Details

After downloading the Money Jar app to your phone, sign up for a new account and provide some personal details. All personal details are stored in an anonymous way for maximum security.



Choose a country to open your account in.

Your Mobile number is your unique identification

Receive an SMS to verify your mobile number.

Set a unique Password for security access.



Personal Details Continued...

Your full name and date of birth. **Please note: They must be exactly as they appear on your official identity document, if not, it could delay your account application.**

Your local address. **Please note: This must be a valid address indicating you reside in the country you are opening the account in.**

Review and agree to, the **Money Jar Privacy Policy.**

Review and agree to, the **Money Jar Terms & Conditions.**

Fill in the **personal financial questionnaire.**

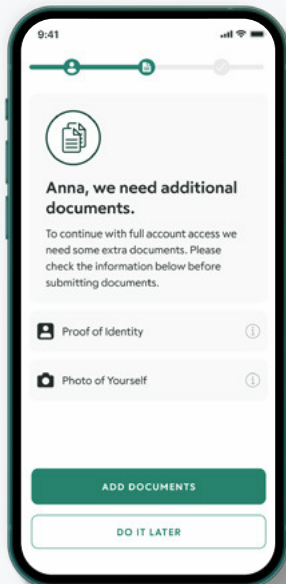
Please Note: Your Answers should be accurate as this will impact your account application.

American Citizens are required to enter their TIN (Tax Identification Number).




Proof of Identity & Residency.

To successfully open a Money Jar account all applicants must provide standard proof of identity documents through the process within the app.



You will be shown what documents you will need to provide on this screen. Everybody is required to provide **Proof of ID** and a **photo of yourself**.



Proof of identity document requirements.

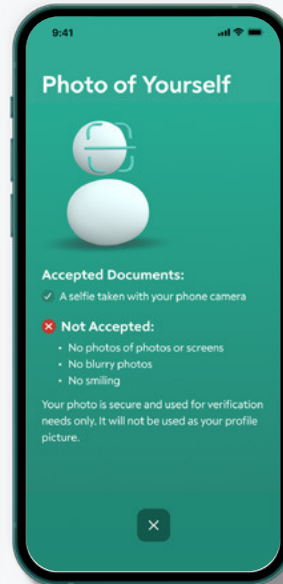
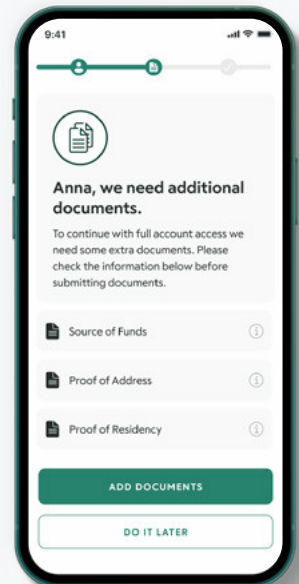
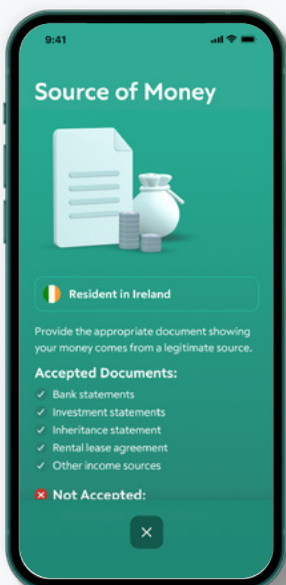


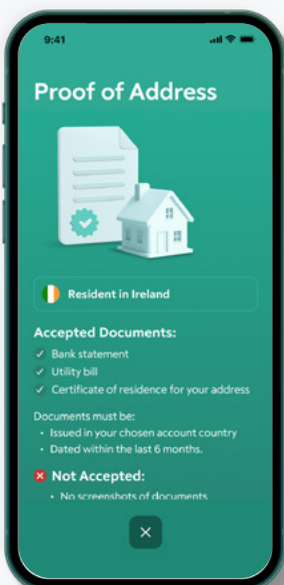
Photo requirements.



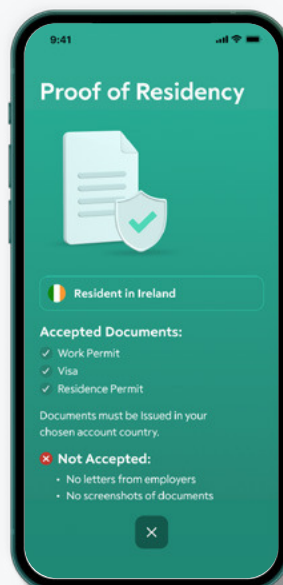
Customers from outside the **European Union** could be asked for further proof that they are eligible to live/work/study in Europe.



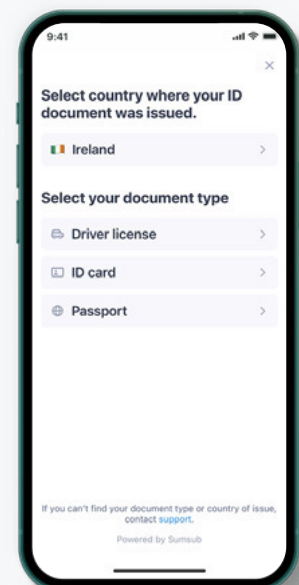
Source of Money document requirements. (if requested)



Proof of Address document requirements. (if requested)



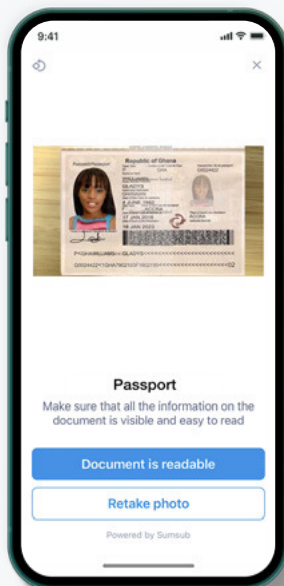
Proof of Residency document requirements. (if requested)



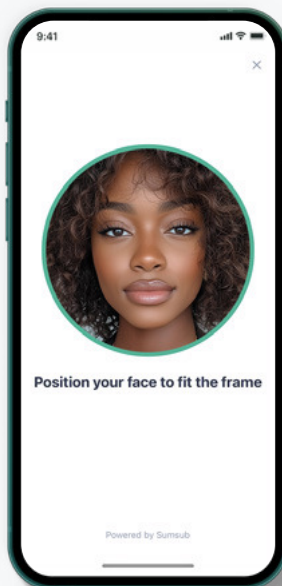
Select the type of Identification you will submit.



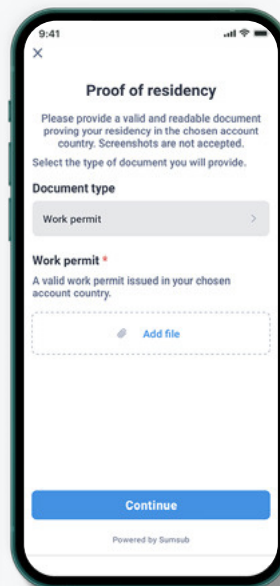
Proof of Identity & Residency Continued...



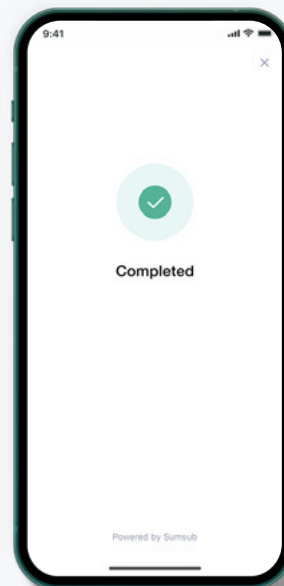
Take a photo of your Identity document.



Take a photo of yourself.




Customers from outside the European Union will be asked to provide extra residency documents.



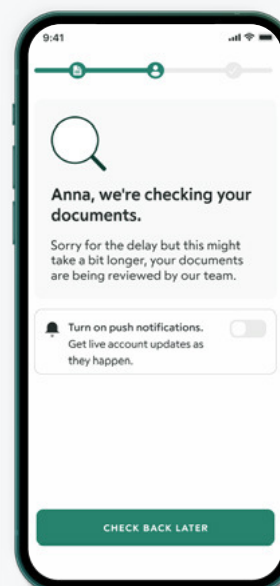
Identity checks will be completed when all required documents have been uploaded.



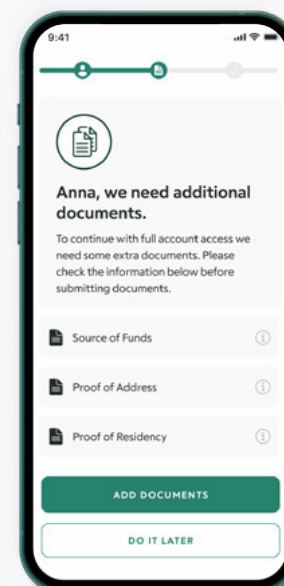
Your documents should be processed quickly.



If all your documents are in order you should have a Money Jar account in a few minutes.



If there are concerns with your documents, there will be a delay while they are checked further.



Some customers may need to add a new document before accounts are opened.

Let us know if you need any help or support when opening your account.

Email: support@moneyjar.ie | Call: +353 (0)1 211 8569